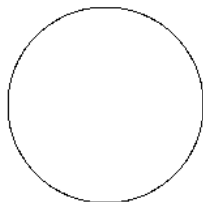
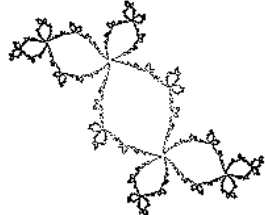


Mandelbrot/Julia set worksheet: First label each Julia set as being connected or not connected. Then, using an applet from the web site, figure out which point on the Mandelbrot set, each of these Julia sets corresponds to. Fill in the blank with the corresponding letter (note: some letters were skipped because they were harder to fit into the spaces in the diagram, and one of the dots is missing/in the wrong place).


1. _____



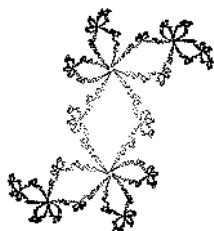
2. _____



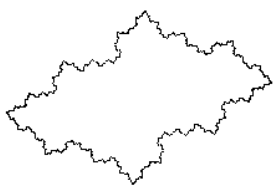
3. _____



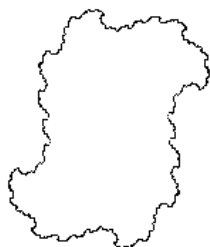
4. _____




5. _____



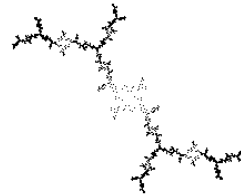
6. _____




7. _____




8. _____



9. _____



10. _____



11. _____



12. _____




13. _____



14. _____




15. _____



16. _____



17. _____



18. _____



19. _____

